



Invader 45™

Reliable, Powerful, Easy



**Moving materials
within constrained
sites? Invader 45 is
top of it's class.**

Invader moves 50 tons p/h and is 50% more powerful than other conveyors in it's class.



Unit 1, St Ivel Way
Warmley
Bristol
BS30 8TY

COVEYA

www.coveya.co.uk

COVEYA

Keeping you **moving**

Extremely Reliable

98.93 days of trouble-free rental for every 100 days on hire, based on our analysis of 9000 days of Invader rental, serving a wide range of applications.

Low Maintenance and Economical to Run

Even with heavy usage, most Invader owners achieve considerable savings on spare parts and repair bills when compared to alternative conveyors.

Rapid Deployment on Site


Invaders are “plug and play” so can be up and running as soon as they’re off the truck.

Eliminating Downtime

Invader is designed to keep on going, minimising downtime and any loss of productivity.

Super-Swift Service and Repairs

Replace an Invader belt in under 30 minutes and a control unit in under 3 minutes.



“It’s saved me thousands of man-hours. It’s the best bit of kit we’ve ever had on this site!”

Site Supervisor, Construction Company

COVEYA

| Designed for **reliability**

Invader 45 has an enviable track record for reliability with nearly 99% trouble free rental across 9000 rental days. What makes it so reliable?

- Fewer wear parts mean less risk of failure
- Closed frame design keeps material out of the framework, which means less risk of wear and damage
- Full-length heavy-duty impact-resistant slider bed: no rollers which means increased durability and reliability
- Powerful motor is protected within the frame
- Strong and lightweight aluminium construction
- Electrical controls are kept simple, effective and economical with a 110V Direct Drive System



| Designed to **minimise downtime**

- Designed by hire providers for hire providers
- Self-tracking design means the belt stays aligned, reducing the risk of damage
- 1.5kW 110V drive motor can cope with heavier-duty use
- Invader spares delivered next morning.

"For larger jobs and demolition works, I put the Invaders out because they just don't give me problems."

Depot Manager, Tool Hire Company, Derbyshire

Designed for quick servicing

- Replace the belt in under 30 minutes
- Easily removable control unit: replaceable in under 3 minutes
- Large, durable hopper panels can be individually replaced to minimise damage repair costs
- Maintenance instruction videos available online

"The guys changed a belt and couldn't believe how quick it was. They're chuffed to bits with how easy the Invader is to work on. The whole job took 45 minutes and it'll be even quicker next time."

Service Manager, Rental Company, Somerset

Designed for ease of use

- 'Plug and play' design means quick set-up
- 30mm belt cleats; best-in-class for material movement at steep inclines
- Designed to be loaded by an excavator all day long.
- Removable pneumatic wheeled undercarriage gives unrivalled portability.
- Ergonomic drop-down handles makes Invader easy to move around site
- Stackable design for safe, compact storage and efficient transportation
- Linkable design for long distance material handling with serial power use

| Product Features

Easy to transport in a LWB van and can be loaded/unloaded single-handed or in a stack using a forklift

Full length **impact protection** under the belt instead of rollers, reducing wear and risk of damage

Large **removable hopper** to suit a wide range of applications

Ergonomic drop-down handles for easy manoeuvring

Start or stop the conveyor from either side with **dual controls**

Neatly stackable for compact storage

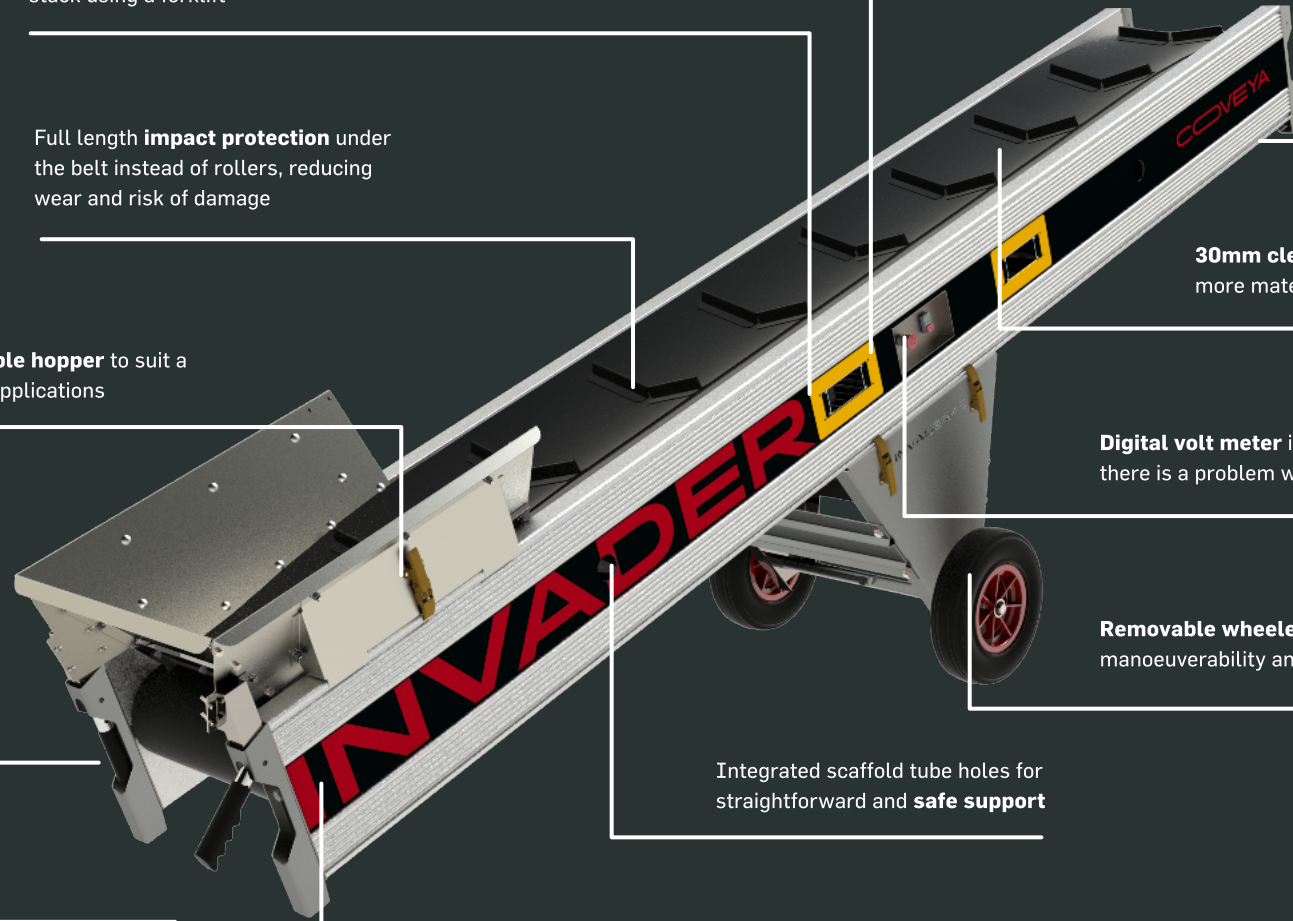
30mm cleated belt moves more material at steeper angles

Digital volt meter instantly shows if there is a problem with the power supply

Removable wheeled undercarriage for easy manoeuvrability and adjustable support

Integrated scaffold tube holes for straightforward and **safe support**

1.5kW motor with twice the power of other conveyors in its class



Belt speed
0.75m/s



Belt width
450mm



Incline up to
40°

| Specifications

Frame Size	4m	6m
Length	4000mm	6000mm
Height	590mm	590mm
Hopper size	650x800mm	650x800mm
Weight	160kg	200kg

Specifications	4m	6m
Belt speed	0.75m/s – 45m/min	0.75m/s – 45m/min
Belt width	450mm	450mm
Belt load	200kg	200kg
Max throughput (*continuous loading in real-world conditions)	50 tons p/h	50 tons p/h
Voltage	110/240V	110/240V
Motor power	1.5kW	1.5kW
Maximum angle	40°	40°
Max discharge height	2525mm	3715mm
Types of material	Aggregate, small rubble, soil	Aggregate, small rubble, soil

| Suitable For

"I have had six Invaders on hire for six weeks and haven't had a single phone call! We've never had a hire like this with any other conveyors."

Depot Manager, Plant Hire, London

- Skip & Lorry loading
- Construction
- Demolition
- Excavation & Groundworks
- Basements
- Underpinning
- Remediations
- Reservoir Maintenance
- Railways
- Agriculture
- Landscaping
- Swimming Pools
- Restricted Access areas
- Aggregates
- Civil Engineering
- Wood Chip
- Biomass



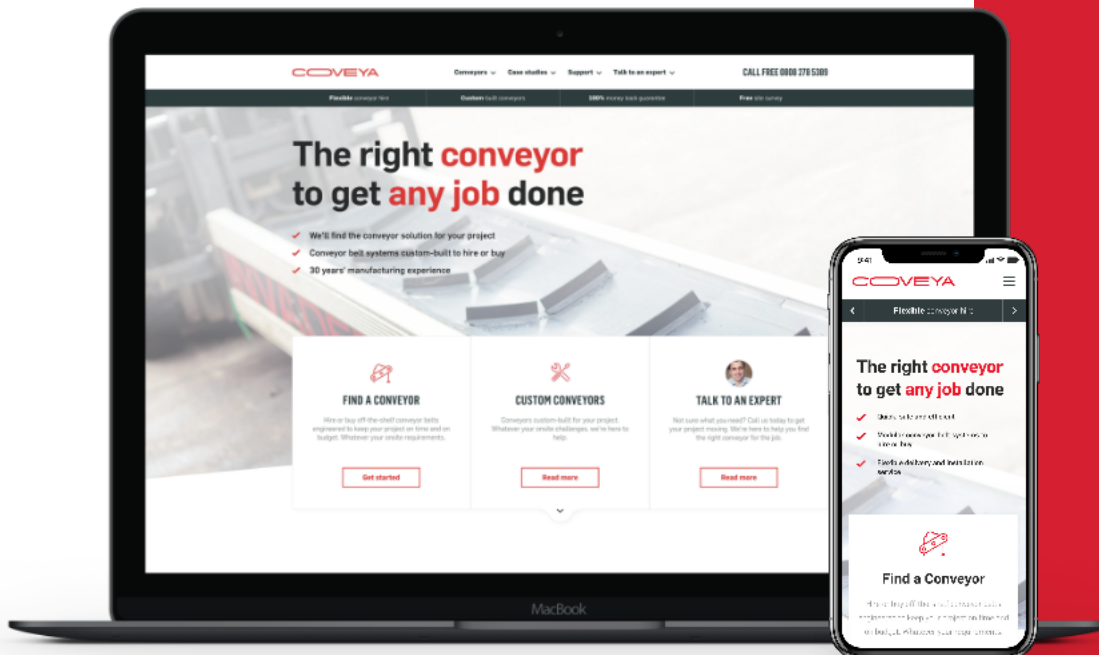
Invader Support

Invader 45 is easy to use, service and repair.

If you have any problems, take a look at our website where you will find a range of support videos that provide the information you need to maintain and repair Invader conveyors www.coveya.co.uk/supportvideos



Call us free: **0800 223 0283**



COVEYA

Visit us at www.coveya.co.uk