

Weights

Additional weight for cab with HVAC	19 kg
Additional weight for steel tracks	125 kg
Ground pressure with rubber tracks	35.41 kPa

Engine

Make / model	Bobcat 1.8L, 97/68 EC Stage V Turbocharged
Fuel	Diesel
Number of cylinders	3
Displacement	1.79 L
Maximum NET power (ISO 9249)	31.3 kW
Maximum NET torque (ISO 9249)	155.0 Nm

Hydraulic System

Pump type	Single outlet variable displacement piston pump with gear pumps
Piston pump capacity	99.00 L/min
Auxiliary relief	210.0 bar
Boom port relief base and rod end	290.0 - 290.0 bar
Auxiliary (AUX1) flow	78.20 L/min
Auxiliary (AUX2) flow	46.60 L/min

Performance

Digging force, dipperstick (ISO 6015)	22171 N
Digging force, bucket (ISO 6015)	37744 N
Travel speed, low range	2.8 km/h
Travel speed, high range	5.5 km/h

Slew System

Boom swing, left	75.0°
Boom swing, right	50.0°
Slew rate	8.7 RPM

Fluid Capacities

Cooling system	7.60 L
Engine lubrication plus oil filter	6.30 L
Fuel reservoir	72.00 L
Hydraulic reservoir	15.10 L

Environmental

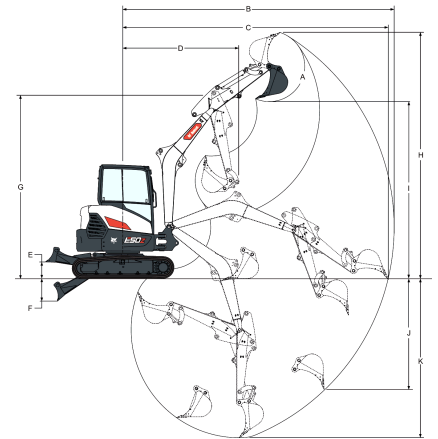
Noise level LpA(EU Directive 2006/42/EC)	75 dB(A)
Noise level LWA(EU Directive 2000/14/EC)	95 dB(A)
Whole body vibration (ISO 2631-1)	0.14 ms ⁻²
Hand-arm vibration (ISO 5349-1)	0.37 ms ⁻²

Standard Features

1960 mm dozer blade	Horn
350 mm rubber track	Hydraulic joystick controls
5 inch display	Machine IQ (telematic)
Auto idle	Proportional fingertip auxiliary and boom swing offset hydraulic control
Adjustable double acting auxiliary hydraulic (AUX1) with QC on ARM	Retractable seat belt
Battery disconnect switch	Selectable auxiliary hydraulic flow
Blade float feature	Suspension seat with high back
Clamp ready	Storage compartment
Control console locks	Tool box
Cupholders	TOPS/ROPS/FOPS cab * 1
Dual Direction Detent	Two-speed travel with Auto shift
Engine/hydraulic monitor with shutdown	Upper structure tie down
Foldable and ergonomic pedals	LED Work lights
Full fuel warning alarm	Warranty: 24 months, 2000 hours (whichever occurs first)

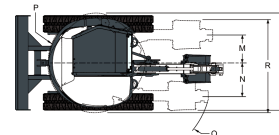
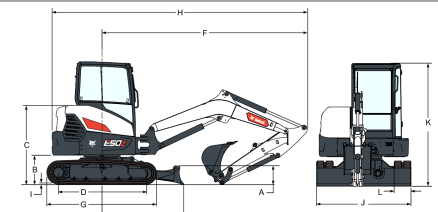
1. Roll Over Protective Structure (ROPS) - Meets requirements of ISO 3471. Tip Over Protective Structure (TOPS) - Meets requirements of ISO 12117. Falling Object Protective Structure (FOPS) - Meets requirements of ISO 3449.

Working Range



(A)	186.0°	(F)	502.0 mm
(B)	6056.0 mm	(H)	5499.0 mm
(C)	5922.0 mm	(I)	4015.0 mm
(D)	2593.0 mm	(J)	2462.0 mm
(E)	370.0 mm	(K)	3553.0 mm

Dimensions



(A)	373.0 mm	(J)	1959.0 mm
(B)	608.0 mm	(K)	2546.0 mm
(C)	1640.0 mm	(L)	350.0 mm
(D)	1803.0 mm	(M)	527.0 mm
(E)	1692.0 mm	(N)	872.0 mm
(F)	4250.0 mm	(O)	2075.0 mm
(G)	2276.0 mm	(P)	1035.0 mm
(H)	5395.0 mm	(Q)	2016.0 mm
(I)	25.0 mm	(R)	2006.0 mm

Options

Air conditioning	Travel motion alarm
2nd Auxiliary hydraulics	Steel tracks
Dix textile suspension seat	Beacon kit
Boom safety valve with overload warning	Left and right mirror
Boom & arm safety valves with overload warning	Additional work light kit
AM/FM stereo radio	Rubber bolt-on pads for steel tracks
FOPS kit (Overhead guard)	Special applications kit
Lifting chain kit	Hydraulic coupler lines